



SCHOOL IMPROVEMENT ADVISORY COMMITTEE (SIAC)

RED OAK CSD

NOVEMBER 1, 2023

SIAC FOCUS

1. Major educational needs.
2. Student learning goals.
3. Long-range and annual improvement goals that include, but are not limited to, the state indicators that address reading, mathematics, and science achievement.
4. Desired levels of student performance.
5. Progress toward meeting school improvement goals.
6. Harassment or bullying prevention goals, programs, training, and other initiatives.



STUDENT ACHIEVEMENT



LEVELS OF PERFORMANCE

- Desired: 80% of Students in Grades 3-11 Will Score At or Above the "Proficient" Level on Iowa Statewide Assessments of Student Progress (ISASP)
- Current Level of Performance (At or Above State Average; Near State Average; Below State Average)

Grade	English Language Arts			Mathematics			Science		
	Not Yet Proficient	Proficient	Advanced	Not Yet Proficient	Proficient	Advanced	Not Yet Proficient	Proficient	Advanced
3rd	59%	41% +	0%	34%	60%	6%	n/a	n/a	n/a
4th	40%	58% +	2%	30%	58% +	12%	n/a	n/a	n/a
5th	57%	41%	1%	39%	57%	4%	59%	41%	0%
6th	42%	54% +	4%	42%	48% +	10%	n/a	n/a	n/a
7th	49%	49%	3%	37%	60%	3%	n/a	n/a	n/a
8th	22%	72% +	6%	20%	73% +	7%	29%	63% +	7%
9th	27%	70% +	3%	39%	55% +	6%	n/a	n/a	n/a
10th	29%	64%	7%	33%	60% +	7%	45%	52%	4%
11th	32%	63%	4%	29%	65% +	6%	n/a	n/a	n/a

STUDENT LEARNING GOALS

- Annual Goal: 60% of Students in Grades K-6 Will Score At or Above Benchmark on FAST Assessments (Literacy) by Spring of 2023
 - 45% of Students in Grades K-6 were At or Above Benchmark on FAST Assessments in the Spring of 2023
- Long-Range (State) Goal: 80% of Students in Grades K-6 Will Score At or Above Benchmark on FAST by 2024
 - TBD (Currently at 47% on Fall Benchmarks)

K-- 52%	1 st — 32%	2 nd — 33%	3 rd — 50%
4 th — 50%	5 th — 56%	6 th — 54%	

2023 IOWA SCHOOL PERFORMANCE PROFILE INMAN ELEMENTARY

OVERALL PERFORMANCE

Acceptable

ESSA Performance Category

Comprehensive Status: **Met**

Targeted Status: **Met**

ESSA Support: **Targeted Year 2**

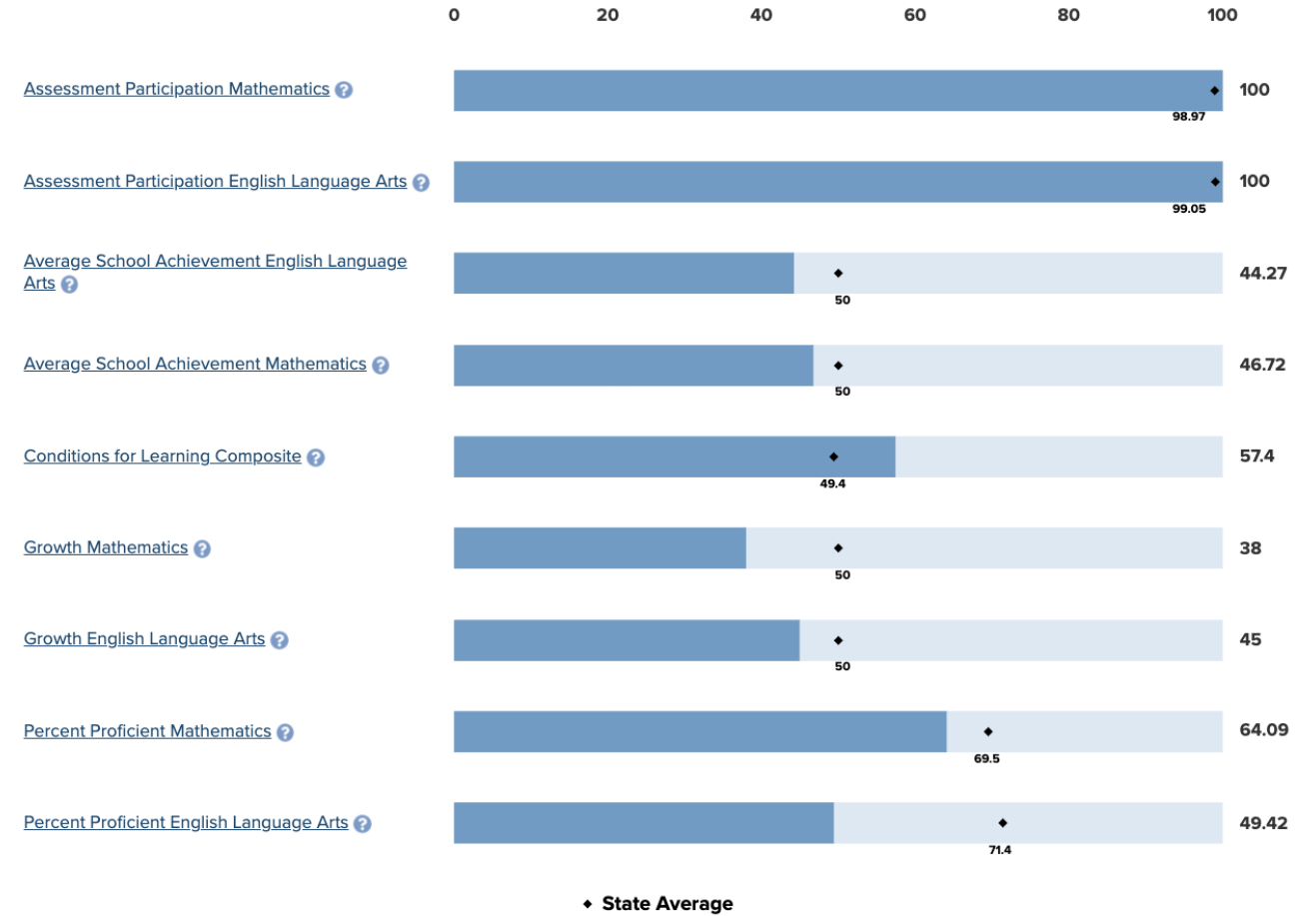


State Average: 54.81

PERFORMANCE IN EACH AREA

Accountability View

Accountability view: This view provides information about the performance of students who are included in the accountability score (N>=20). 



2023 IOWA SCHOOL PERFORMANCE PROFILE

RED OAK JR-SR HIGH SCHOOL

OVERALL PERFORMANCE

Acceptable

ESSA Performance Category

Comprehensive Status: **Met**

Targeted Status: **Met**

ESSA Support: **No Support Required**

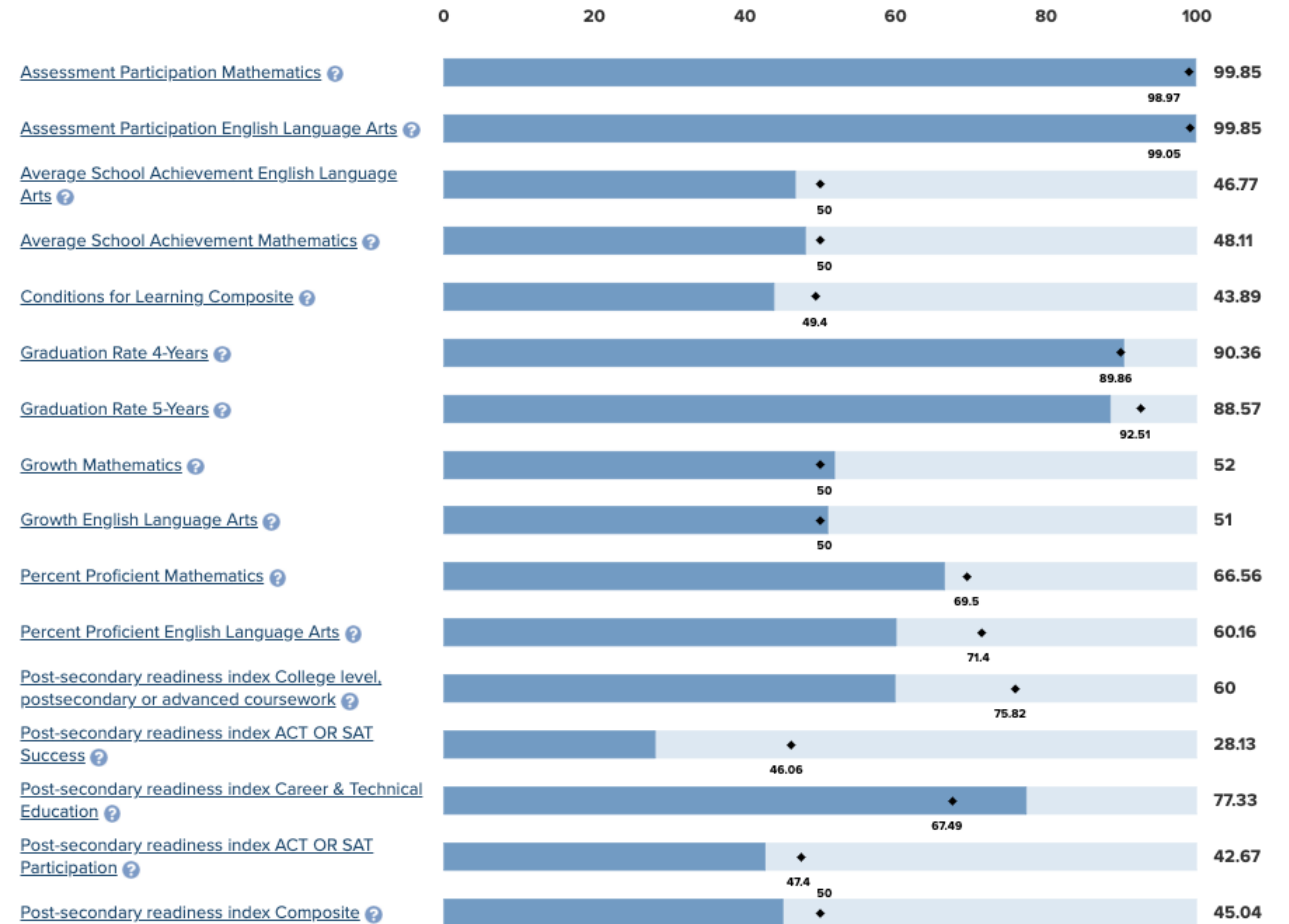


State Average: 54.81

PERFORMANCE IN EACH AREA

Accountability View 

Accountability view: This view provides information about the performance of students who are included in the accountability score (N>=20). 



◆ State Average



CULTURE AND CLIMATE



2023 CONDITIONS OF LEARNING SURVEY:

INMAN ELEMENTARY SAW DRAMATIC GAINS IN GRADES 3-5 FROM LAST YEAR

- 90% of students recorded favorable adult-student relationships or “the extent to which students feel connected to and supported by the adults in their school” (+15% from last year, +7% from Green Hills AEA average);
- 89% recorded favorable student-student relationships or “the extent to which students demonstrate care and respect for and collaborate with other students in their school” (+12% from last year, +2% from Green Hills AEA average);
- 83% recorded favorable responses regarding boundaries and expectations or “the clarity of school rules and consistency of enforcement” (+17% from last year; +6% from Green Hills AEA average);
- 68% recorded favorable responses regarding physical safety (+6% from last year, +7% from Green Hills AEA); and
- 29% recorded favorable responses regarding emotional safety or “the extent to which students feel safe from verbal abuse, teasing, and exclusion” (+9% from last year, +7% from Green Hills AEA average).

2023 CONDITIONS OF LEARNING SURVEY:

SIXTH GRADE RESPONSES WERE LESS ENCOURAGING, BUT ON PAR WITH LAST YEAR

- 26% of students recorded favorable adult-student relationships or “the extent to which students feel connected to and supported by the adults in their school” (+1% from last year, -11% from Green Hills AEA average);
- 26% recorded favorable student-student relationships or “the extent to which students demonstrate care and respect for and collaborate with other students in their school” (-3% from last year, -11% from Green Hills AEA average);
- 36% recorded favorable responses regarding boundaries and expectations or “the clarity of school rules and consistency of enforcement” (-1% from last year; -3% from Green Hills AEA average);
- 67% recorded favorable responses regarding physical safety (+14% from last year, -10% from Green Hills AEA); and
- 24% recorded favorable responses regarding emotional safety or “the extent to which students feel safe from verbal abuse, teasing, and exclusion” (+11% from last year, 0% from Green Hills AEA average).

2023 CONDITIONS OF LEARNING SURVEY:

THE JR-SR HIGH SCHOOL SAW SOME SETBACKS:

- 17% of students recorded favorable adult-student relationships or “the extent to which students feel connected to and supported by the adults in their school” (-7% from last year, -20% from Green Hills AEA average);
- 19% recorded favorable student-student relationships or “the extent to which students demonstrate care and respect for and collaborate with other students in their school” (-6% from last year, -18% from Green Hills AEA average);
- 18% recorded favorable responses regarding boundaries and expectations or “the clarity of school rules and consistency of enforcement” (-11% from last year; -21% from Green Hills AEA average);
- 42% recorded favorable responses regarding physical safety (-4% from last year, -5% from Green Hills AEA); and
- 15% recorded favorable responses regarding emotional safety or “the extent to which students feel safe from verbal abuse, teasing, and exclusion” (-3% from last year, -9% from Green Hills AEA average).

SETTING A TONE OF POSITIVITY AND OPTIMISM

- Emphasis on What's Going Well– Counting our blessings rather than perseverating on disappointments; focusing on opportunities rather than challenges; feeding the “good wolf”
- Confronting Negativity-- if left unchecked negativity will grow and breed and undermine the effectiveness of our teams and our district; we must confront, transform, or remove negativity; hold people accountable for their negativity by reminding them how it impacts others
- Transforming Our Story– count our blessings, express gratitude, engage in positive self-speak and encouragement, view challenges as opportunities, choose faith over fear, and share the good news



FACILITIES LONG-RANGE PLANNING



INMAN ELEMENTARY COST PROJECTIONS

Item	Inman Elementary	Priority	Budget Low	Budget Median	Budget High
1	replace roof at "old inman"	1	\$247,000.00	\$275,000.00	\$302,500.00
2	repair of damage at window lintel of east wall	1	\$3,600.00	\$4,000.00	\$4,500.00
3	caulking and sealant at ballasted roof	2	\$27,000.00	\$30,000.00	\$35,000.00
4	redistribute ballast at existing roof	2	\$10,800.00	\$12,000.00	\$13,200.00
5	remove and replace caulking at all building control joints, doors and windows	2	\$9,450.00	\$10,500.00	\$11,600.00
6	remove and replace rusted hollow metal doors (approx 50%)	2	\$18,000.00	\$20,000.00	\$22,000.00
7	repair rusted main entrance door frames in place (North elevation)	2	\$8,900.00	\$9,500.00	\$10,500.00
8	remove and replace 275 sq.ft. of damaged/cracked concrete at the North entrance	2	\$2,475.00	\$2,750.00	\$3,025.00
9	remove and replace 100 ft of damaged/cracked concrete paving at the dempster area	2	\$900.00	\$1,000.00	\$1,100.00
10	upgrade lighting and controls throughout	3	\$292,000.00	\$325,000.00	\$358,000.00
11	replace fire alarm system	3	\$245,000.00	\$272,000.00	\$299,000.00
12	remove and replace rusted hollow metal doors (remaining 50%)	3	\$18,000.00	\$20,000.00	\$22,000.00
13	hvac controls upgrades	3	\$315,000.00	\$350,000.00	\$385,000.00
14	hvac equipment upgrades	3	\$1,700,000.00	\$1,900,000.00	\$2,100,000.00
15	replace remaining ballasted roof	4	\$990,000.00	\$1,100,000.00	\$1,210,000.00
16	classroom furniture storage 42" unit at 72" ht	5	\$1,000.00	\$1,250.00	\$1,500.00
17	classroom built in storage per liner foot (base cabinet, counter, upper cabinet)	5	\$450.00	\$600.00	\$750.00
18	environmental graphics per 100 SF	5	\$900.00	\$1,500.00	\$2,100.00
19	digital signage (per location cost, power, data, mount, monitor)	5	\$4,000.00	\$4,500.00	\$5,000.00
20	additional area to display student work price per linear foot	5	\$500.00	\$750.00	\$1,000.00
21	drinking fountain water bottle fillers	5	\$4,000.00	\$4,500.00	\$5,000.00
22	change out restroom fixtures to different sizes	5	\$3,000.00	\$3,750.00	\$4,500.00
23	secure entry / administration expansion	5	\$427,840.00	\$481,320.00	\$534,800.00
24	10 classroom addition with restrooms	5	\$3,715,200.00	\$4,179,600.00	\$4,644,000.00
25	commons cafeteria expansion (existing gym) to mulitpurpose cafetroium with new band room	5	\$2,600,000.00	\$3,120,000.00	\$3,640,000.00
26	new gym 10000 SF	5	\$2,900,000.00	\$3,200,000.00	\$3,500,000.00
27	create new teacher lounge and workspace	5	\$375,000.00	\$425,000.00	\$475,000.00
28	breakout learning spaces (per space)	5	\$1,500.00	\$2,000.00	\$2,500.00
29	site drainage and parking for additions above	5		\$600,000.00	
30	stage addition west of gym	5	\$828,800.00	\$928,260.00	\$1,021,100.00
31	5 classroom addition	5	\$2,106,000.00	\$2,340,580.00	\$2,757,000.00
32	admin renovation if 23 above (secure entry admin expansion)	5	\$421,000.00	\$467,500.00	\$482,000.00
33	cafeteria expansion / renovation	5	\$1,530,000.00	\$1,700,000.00	\$1,870,000.00

JR-SR HIGH COST PROJECTIONS

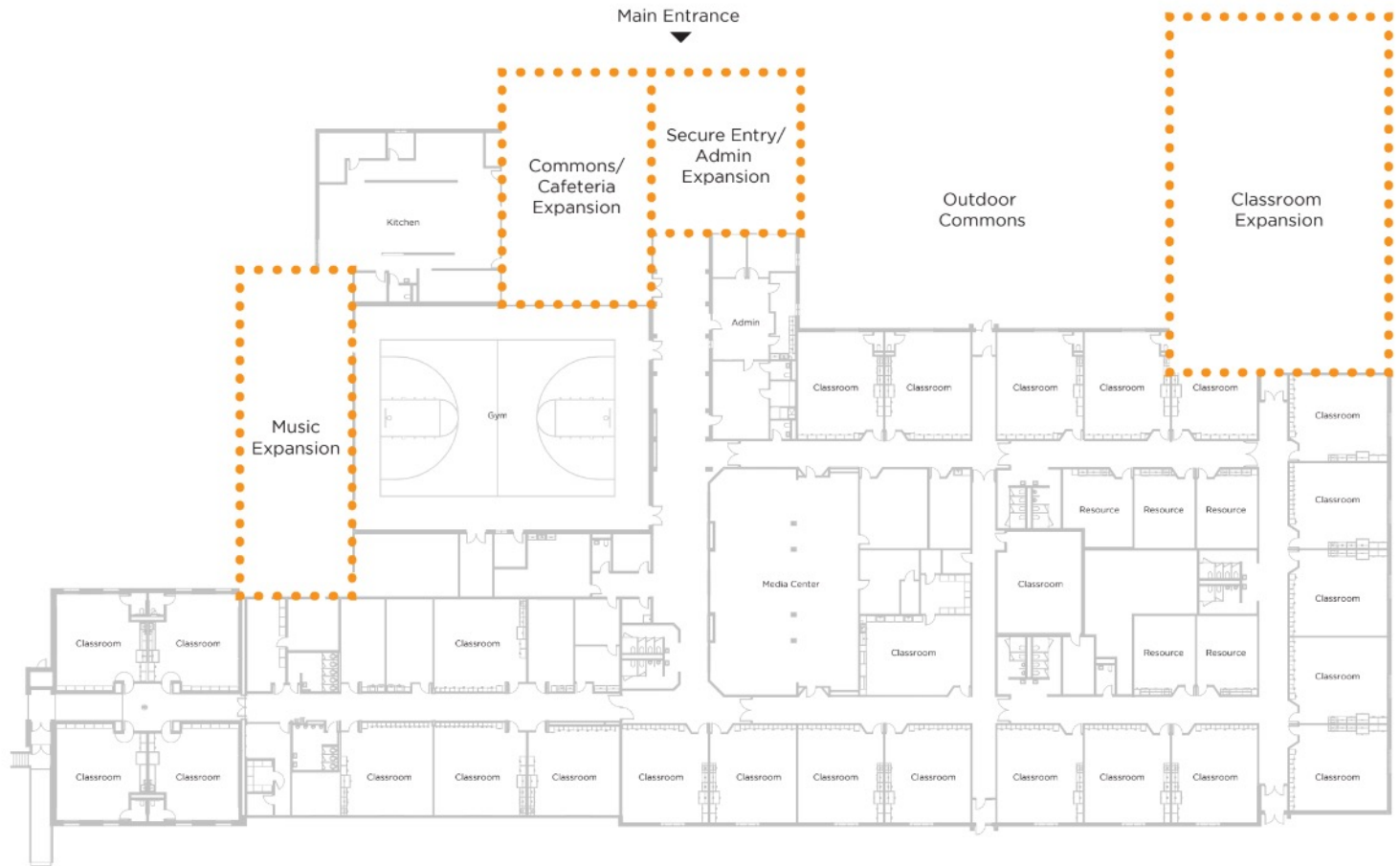
Item	JR SR High School	Priority	Budget Low	Budget Median	Budget High
1	roofing repairs, drains, walkpads, sealants	1	\$7,650.00	\$8,500.00	\$9,350.00
2	remove and replace caulk at all building control joints, doors, windows and pre cast accent panels	2	\$17,550.00	\$19,500.00	\$21,450.00
3	crack seal and seal west service drive in 2 years	2	\$5,500.00	\$6,150.00	\$6,900.00
4	crack seal and seal coat circle drive in 2 years	2	\$8,300.00	\$9,300.00	\$10,300.00
5	crack seal and seal coat circle north parking in 5 years	2	\$18,000.00	\$20,100.00	\$22,200.00
6	crack seal and seal coat circle south parking in 5 years	2	\$22,680.00	\$25,200.00	\$27,200.00
7	install catch basin at handicap parking in north lot	2	\$7,500.00	\$9,000.00	\$10,000.00
8	reroute downspouts dumping on grade to collection below pavement and daylight	2	\$8,100.00	\$9,000.00	\$10,000.00
9	remove and replace rusted hollow metal doors (approx 70%)	3	\$18,000.00	\$20,000.00	\$22,000.00
10	clean all precast accent panels, additional caulking and sealant at windows	3	\$31,500.00	\$35,000.00	\$39,000.00
11	upgrade hvac equipment	3	\$675,000.00	\$750,000.00	\$825,000.00
12	upgrade hvac controls	3	\$157,500.00	\$175,000.00	\$192,500.00
13	remove and replace rusted hollow metal doors (remaining 30%)	4	\$9,000.00	\$10,000.00	\$11,000.00
14	corridor to connect STEAM Center to building on North side in addition to existing South connection	5	\$450,000.00	\$550,000.00	\$650,000.00
15	additional exterior signage	5		\$30,000.00	
16	additional campus wayfinding signage	5		\$20,000.00	
17	additional interior wayfinding signage	5		\$12,000.00	
18	environmental graphics per 100 SF	5	\$900.00	\$1,500.00	\$2,100.00
19	digital signage (per location cost, power, data, mount, monitor)	5	\$4,000.00	\$4,500.00	\$5,000.00
20	additional area to display student work	5	\$500.00	\$750.00	\$1,000.00
21	school history showcase	5	\$12,000.00	\$16,000.00	\$20,000.00
22	6 classroom addition with support space	5	\$3,840,000.00	\$4,320,000.00	\$4,800,000.00
23	small to medium breakout spaces where possible within existing building	5	\$1,500.00	\$2,000.00	\$2,500.00
24	additional power outlets per outlet	5	\$500.00	\$1,000.00	\$1,500.00
25	classroom furniture storage 42" unit at 72" ht	5	\$1,000.00	\$1,250.00	\$1,500.00
26	classroom built in storage per liner foot (base cabinet, counter, upper cabinet)	5	\$450.00	\$600.00	\$750.00
27	auditorium backstage expansion incorporating fly space	5	\$1,200,000.00	\$1,500,000.00	\$1,800,000.00
28	auditorium lighting and sound upgrades	5		\$300,000.00	

ATHLETIC COMPLEX COST PROJECTIONS

Item	Athletic Complex Legion	Priority	Budget Low	Budget Median	Budget High
1	ADA parking stalls, sidewalk to football and baseball viewing	1	\$23,000.00	\$25,600.00	\$28,200.00
2	ADA changes to football visitor bleachers / track finishline	2	\$33,400.00	\$37,200.00	\$40,900.00
3	ADA changes to baseball bleachers	2	\$33,400.00	\$37,200.00	\$40,900.00
4	ADA sidewalk baseball side	2	\$5,800.00	\$6,500.00	\$7,200.00
5	ADA sidewalk long jump	2	\$6,700.00	\$7,500.00	\$8,200.00
6	drainage management vs drainage fix	2		\$75,000.00	
7	track replacement surface	2	\$270,000.00	\$300,000.00	\$350,000.00
8	track replacement sub grade	2	\$270,000.00	\$300,000.00	\$350,000.00
9	pave 1/3 of parking lot	2	\$225,000.00	\$250,000.00	\$275,000.00
Item	Athletic Complex JR SR HS Campus	Priority	Budget Low	Budget Median	Budget High
10	ADA sidewalk to restrooms, viewing areas	2	\$13,500.00	\$15,000.00	\$16,500.00
11	restroom concessions repairs (siding, facia, soffits, roof, doors)	3		\$40,000.00	
Item	Considerations for Either Legion or JR SR HS Campus	Priority	Budget Low	Budget Median	Budget High
12	long jump, shot and discuss field event locaitons beyond baseball outfield	5	\$40,000.00	\$50,000.00	\$60,000.00
13	concessions, tickets, restroom building	5	\$300,000.00	\$375,000.00	\$450,000.00
14	new bleachers and grandstands at football / track	5	\$500,000.00	\$600,000.00	\$700,000.00
15	new regulation 8 lane track with long jump, high jump pits, irrigation, goalposts	5	\$700,000.00	\$750,000.00	\$800,000.00
16	football track lighting	5	\$200,000.00	\$250,000.00	\$300,000.00
17	turf	5		\$800,000.00	
18	utilities, parking, fencing	5	\$400,000.00	\$500,000.00	\$600,000.00
19	new baseball field with bleachers, lights, and scorebaord	5	\$500,000.00	\$600,000.00	\$700,000.00
20	new little league field or softball field	5	\$250,000.00	\$300,000.00	\$350,000.00
21	field house, locker room, storage	5	\$900,000.00	\$1,000,000.00	\$1,100,000.00
22	drainage, engineered solution with City, EMA, Fair, YMCA	5	\$0.00	\$0.00	\$0.00

INMAN ELEMENTARY

- 3,500 square foot expansion of the Inman Cafeteria (\$1.7-\$1.9 million);
- Secure entry and administrative expansion (\$467,500-\$482,000);
- 5 classroom addition (\$2.3-\$2.8 million)



FLOOR PLAN - SCENARIO 1

ATHLETIC FACILITIES

- New baseball field with bleachers, lights, and scoreboard (\$600,000)
- New little league field or softball field (\$300,000)
- New regulation 8 lane track with long jump, high jump pits, irrigation, goalposts (\$750,000)
- Long jump, shot and discuss field event locations beyond baseball outfield (\$50,000)
- New bleachers and grandstands at football/track (\$600,000)
- Concessions, tickets, restroom building (\$375,000)
- Field house, locker room, storage (\$1 million)
- Football track lighting (\$250,000)
- Field turf (\$800,000)
- utilities, parking, fencing (\$500,000)

Athletics — Plan Diagrams

